

## Prognosis

- **29%** of your stocks are likely to outperform the market over the next 3-6 months.
- 56 of your 189 stocks are rated **Bullish or Very Bullish**.
- 21 of your stocks are **Bearish** : **AMCX, ATHN, CMG** and 18 more.



## Last Week In Your Portfolio

The S&P was **DOWN -0.57%** last week. Your stocks were **DOWN** an average of **-0.73%**



**BBY** +21.14%  
**AMWD** +14.24%  
**CMG** +7.79%



**SHLD** -11.92%  
**MYL** -11.57%  
**BRCD** -9.77%

## Power Gauge Alerts



These stocks turned **Bullish**







**DHI**      **R**      **CYH**  
**EMC**      **KORS**      **TOL**  
**AMWD**      **TWX**







These stocks turned **Bearish**







**TSLA**      **COH**      **BIDU**  
**WYNN**      **SFM**      **WDC**  
**REGN**      **RAD**







## Earnings Surprises

Symbol	Actual	Est.	Difference
 <b>BBY</b>	0.57	0.42	+35.71% 
 <b>TIF</b>	0.84	0.71	+18.31% 
 <b>HPQ</b>	0.48	0.45	+6.67% 
 <b>AMWD</b>	1.26	0.94	+34.04% 

Symbol	Actual	Est.	Difference
 <b>SPLK</b>	-0.63	-0.59	-6.78% 
 <b>TOL</b>	0.62	0.63	-1.59% 

## Estimate Revisions

Symbol	Curr	Prev	Difference
 <b>PXD</b>	0.27	0.15	+80.00% 
 <b>LNKD</b>	0.27	0.09	+200.00% 
 <b>RIG</b>	0.13	0.01	+1200.00% 

Symbol	Curr	Prev	Difference
 <b>TSLA</b>	-0.41	-0.14	-192.86% 
 <b>DDD</b>	0.01	0.03	-66.67% 
 <b>SSYS</b>	-0.11	-0.05	-120.00% 

## Earnings Reports This Week

Mon. 08/29 : NONE

Tue. 08/30 :  DSW

Wed. 09/31 : NONE

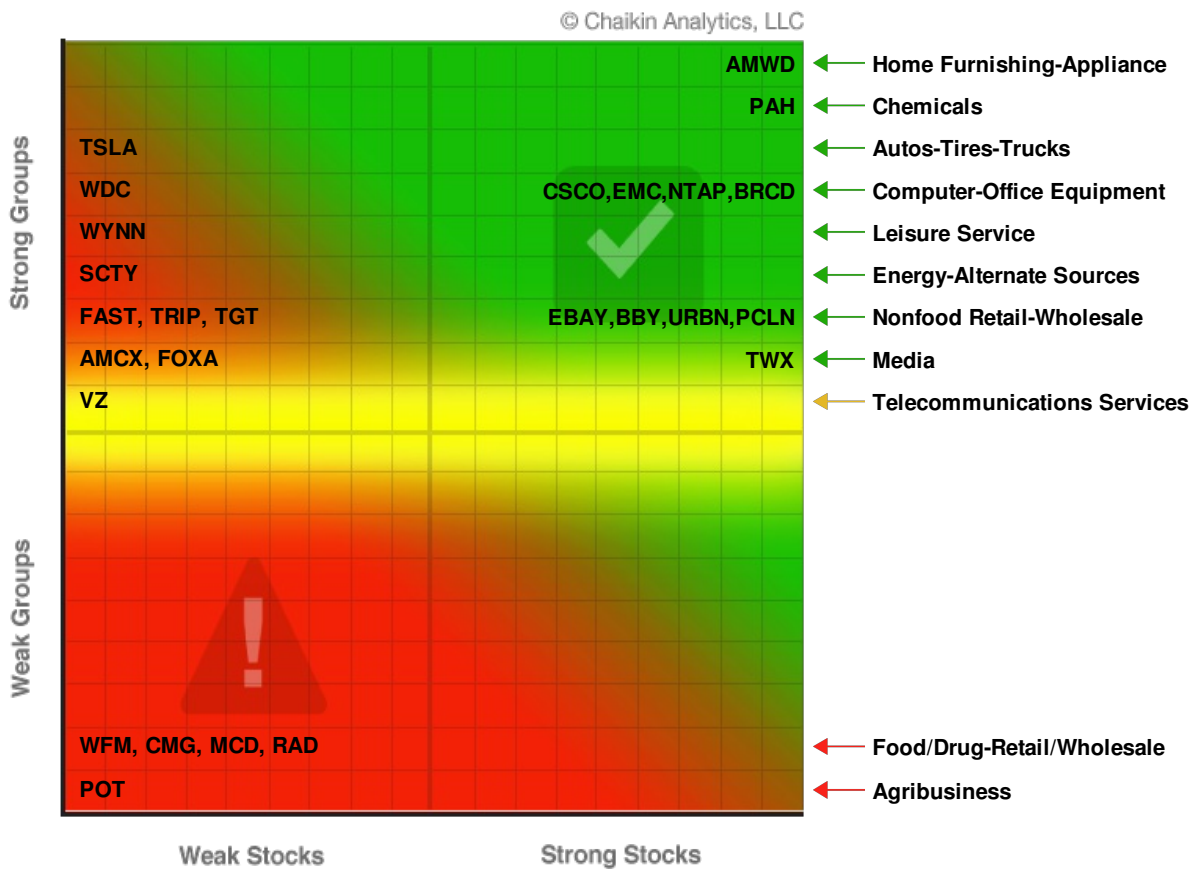
Thu. 09/1 :  LULU

Fri. 09/2 : NONE

## Industry Group Breakdown

### CHAIKIN POWER GRID

Holding strong stocks in strong Industry Groups can help improve your investment results. In the following display, Industry Groups are ordered strongest to weakest. Note: not all of your stocks are shown.












## BULLISH

1 Week % Price Change.

 ABC	Amerisourcebrgn	85.75	-3.49%	 FOSL	Fossil Grp Inc	29.50	-7.23%
 AIZ	Assurant Inc	87.69	+0.94%	 GOOGL	Alphabet Inc-A	793.22	-0.80%
 AMGN	Amgen Inc	171.97	-0.95%	 JNPR	Juniper Netwrks	23.28	-0.39%
 AMWD	Amer Woodmark	85.61	+14.24%	 KBH	Kb Home	15.62	+2.16%
 ATHM	Autohome Inc	23.99	-4.38%	 KORS	Michael Kors	49.59	-0.98%
 BA	Boeing Co	132.23	-1.64%	 LRCX	Lam Research	93.81	+0.67%
 BABA	Alibaba Group	95.06	-1.86%	 MS	Morgan Stanley	31.16	+2.00%
 BABY	Natus Medical	38.70	+0.89%	 MSFT	Microsoft Corp	58.03	+0.71%
 BBY	Best Buy	39.48	+21.14%	 NTAP	Netapp Inc	34.99	+0.81%
 BIIB	Biogen Inc	308.17	-2.73%	 NXPI	Nxp Semiconduct	88.49	+0.12%
 BRCD	Brocade Comm Sy	9.24	-9.77%	 PAH	Platform Sp Pr	8.78	-2.34%
 BRK.B	Berkshire Hth-B	147.91	-0.56%	 PCLN	Priceline.Com	1419.79	-0.85%
 C	Citigroup Inc	47.11	+1.25%	 PVH	Pvh Corp	107.58	-0.38%
 CDW	Cdw Corp	44.24	-1.40%	 Q	Quintiles Trans	75.69	+0.85%
 CELG	Celgene Corp	108.79	-3.00%	 QCOM	Qualcomm Inc	62.97	+0.33%
 COWN	Cowen Group Inc	3.40	+3.98%	 R	Ryder Sys	64.20	-2.92%
 CRUS	Cirrus Logic	51.33	-1.57%	 RIG	Transocean Ltd	10.09	-3.81%
 CSCO	Cisco Systems	31.35	+2.72%	 SWKS	Skyworks Solutn	74.84	+3.53%
 CTXS	Citrix Sys Inc	88.13	+0.61%	 TFX	Teleflex Inc	182.39	-0.13%
 CYH	Commnty Hlth Sy	10.07	-1.37%	 TOL	Toll Brothers	30.74	+6.81%
 DHI	D R Horton Inc	31.94	+0.19%	 TRN	Trinity Inds In	24.46	-0.85%
 EBAY	Ebay Inc	31.31	+2.22%	 TSN	Tyson Foods A	75.09	+0.28%
 EMC	Emc Corp -Mass	28.70	-0.03%	 TWX	Time Warner Inc	79.24	-1.93%
 EOG	Eog Res Inc	90.18	-1.72%	 URBN	Urban Outfitter	37.22	-1.56%
 ESL	Esterline Techn	76.75	+1.07%	 VLO	Valero Energy	55.28	+0.84%
 FB	Facebook Inc-A	124.96	+1.13%	 VRX	Valeant Pharma	30.83	+7.27%
 FLEX	Flextronic Intl	12.96	+0.62%	 WFC	Wells Fargo-New	48.51	-0.29%
 FLT	Fleetcor Tech	166.57	-0.59%	 X	Utd States Stl	19.79	-2.89%

## NEUTRAL

1 Week % Price Change.

 AAPL	Apple Inc	106.94	-2.21%	 JNJ	Johnson & Johns	119.04	-0.73%
 ACN	Accenture Plc	115.20	+1.90%	 JPM	Jpmorgan Chase	66.22	+0.55%
 ADBE	Adobe Systems	102.06	+1.73%	 JWN	Nordstrom Inc	51.26	-2.62%
 AGN	Allergan Plc	237.93	-6.01%	 KMI	Kinder Morgan	21.47	-3.64%
 ALL	Allstate Corp	68.32	-1.23%	 KR	Kroger Co	32.68	+0.21%
 AMZN	Amazon.Com Inc	769.00	+1.54%	 KSU	Kansas City Sou	99.47	+0.40%
 AN	Autonation Inc	47.56	-1.74%	 LDOS	Leidos Holdings	39.55	+0.15%
 ANTM	Anthem Inc	124.94	-3.54%	 LL	Lumber Liquidat	15.97	-2.32%
 APA	Apache Corp	52.35	-2.13%	 LLY	Lilly Eli & Co	78.24	-1.04%















## NEUTRAL

1 Week % Price Change.

 <b>ASH</b>	Ashland Inc	115.42	-0.43%	 <b>LM</b>	Legg Mason Inc	34.24	+0.20%
 <b>ATO</b>	Atmos Energy Cp	73.79	-1.73%	 <b>LNKD</b>	Linkedin Corp-A	192.50	+0.52%
 <b>ATVI</b>	Activision Blzd	41.05	+2.68%	 <b>LQ</b>	La Quinta Hldgs	11.72	+0.17%
 <b>BBBY</b>	Bed Bath&Beyond	45.45	-0.09%	 <b>LULU</b>	Lululemon Athlt	78.19	-3.05%
 <b>BIDU</b>	Baidu Inc	173.47	-2.29%	 <b>LVS</b>	Las Vegas Sands	50.33	-3.60%
 <b>BLK</b>	Blackrock Inc	371.09	-0.26%	 <b>M</b>	Macys Inc	38.56	-4.32%
 <b>BPL</b>	Buckeye Partnrs	69.74	-2.23%	 <b>MANH</b>	Manhattan Asoc	59.73	-1.99%
 <b>BSX</b>	Boston Scientif	23.97	-0.83%	 <b>MGM</b>	Mgm Resorts Int	23.76	-1.66%
 <b>CAT</b>	Caterpillar Inc	82.66	-1.41%	 <b>MON</b>	Monsanto Co-New	107.40	+3.12%
 <b>CHTR</b>	Charter Comm-A	250.93	-0.67%	 <b>MU</b>	Micron Tech	16.51	+1.60%
 <b>CI</b>	Cigna Corp	127.65	-4.02%	 <b>MYL</b>	Mylan Nv	43.03	-11.57%
 <b>CMCSA</b>	Comcast Corp A	65.51	-1.18%	 <b>NKE</b>	Nike Inc-B	59.00	+0.17%
 <b>CNC</b>	Centene Corp	67.66	-3.45%	 <b>NOW</b>	Servicenow Inc	73.50	-0.26%
 <b>COST</b>	Costco Whole Cp	163.93	-2.43%	 <b>NSC</b>	Norfolk Southrn	92.27	+0.75%
 <b>CTSH</b>	Cognizant Tech	57.87	+1.28%	 <b>NVDA</b>	Nvidia Corp	62.03	-0.37%
 <b>CVS</b>	Cvs Health Corp	93.26	-3.86%	 <b>ORI</b>	Old Rep Intl	19.01	-0.05%
 <b>DAL</b>	Delta Air Lines	36.09	-1.85%	 <b>P</b>	Pandora Media	14.12	+5.77%
 <b>DATA</b>	Tableau Softwar	59.27	+7.28%	 <b>PEGA</b>	Pegasystems Inc	25.94	+1.21%
 <b>DDD</b>	3D Systems Corp	16.04	+4.29%	 <b>PEP</b>	Pepsico Inc	107.45	-0.67%
 <b>DECK</b>	Deckers Outdoor	66.94	-2.13%	 <b>PXD</b>	Pioneer Nat Res	179.50	-3.28%
 <b>DIS</b>	Disney Walt	95.21	-1.22%	 <b>RCL</b>	Royal Caribbean	69.75	+0.46%
 <b>DO</b>	Diamond Offshor	18.80	-5.00%	 <b>RDEN</b>	Elizabeth Arden	13.98	+0.29%
 <b>DPS</b>	Dr Pepper Snapl	93.28	-1.76%	 <b>RHT</b>	Red Hat Inc	74.37	+0.19%
 <b>DRI</b>	Darden Restrnt	61.19	-0.71%	 <b>RRC</b>	Range Resources	39.65	-1.86%
 <b>DSW</b>	Dsw Inc Cl-A	25.94	+2.29%	 <b>RS</b>	Reliance Steel	72.04	-1.32%
 <b>DVA</b>	Davita Healthcr	63.68	-1.24%	 <b>RTN</b>	Raytheon Co	140.92	-1.11%
 <b>EEFT</b>	Euronet Worldwd	77.50	-0.46%	 <b>SHLD</b>	Sears Hldg Cp	14.11	-11.92%
 <b>EQT</b>	Eqst Corp	71.68	+0.48%	 <b>SKX</b>	Skechers Usa-A	24.72	-1.28%
 <b>ESRX</b>	Express Scripts	72.31	-5.33%	 <b>SLB</b>	Schlumberger Lt	80.90	-2.89%
 <b>ETR</b>	Entergy Corp	77.26	-0.94%	 <b>SODA</b>	Sodastream Intl	28.82	-0.10%
 <b>EW</b>	Edwards Lifesci	115.26	-2.38%	 <b>SPLK</b>	Splunk Inc	58.52	-9.68%
 <b>EXPE</b>	Expedia Inc	111.36	-3.17%	 <b>SSYS</b>	Stratasys Ltd	23.05	+5.88%
 <b>FCX</b>	Freept Mc Cop-B	10.89	-9.02%	 <b>TEVA</b>	Teva Pharm Adr	51.55	-2.72%
 <b>FSLR</b>	First Solar Inc	37.53	-0.71%	 <b>THC</b>	Tenet Health	23.22	-3.33%
 <b>FTNT</b>	Fortinet Inc	35.70	+2.29%	 <b>TIF</b>	Tiffany & Co	73.56	+7.36%
 <b>GPN</b>	Global Payments	76.14	+1.86%	 <b>TSO</b>	Tesoro Corp	73.95	-2.79%
 <b>GPRO</b>	Gopro Inc-A	14.72	-2.65%	 <b>TSS</b>	Total Sys Svc	48.56	+0.64%
 <b>GRPN</b>	Groupon Inc	5.38	-2.89%	 <b>TWTR</b>	Twitter Inc	18.30	-3.58%
 <b>HAL</b>	Halliburton Co	44.56	-4.89%	 <b>UNH</b>	Unitedhealth Gp	136.62	-3.82%
 <b>HOT</b>	Starwood Hotels	78.43	-1.36%	 <b>UNP</b>	Union Pac Corp	95.12	-0.59%






















## NEUTRAL

1 Week % Price Change.

 <b>HPQ</b>	Hp Inc	14.39	-0.21%	 <b>V</b>	Visa Inc-A	80.57	+0.12%
 <b>HUM</b>	Humana Inc New	177.38	-0.35%	 <b>VRTS</b>	Virtus Investmt	88.67	-1.17%
 <b>IBM</b>	Intl Bus Mach	158.32	-1.07%	 <b>WMT</b>	Wal-Mart Stores	71.14	-2.29%
 <b>ICPT</b>	Intercept Pharm	154.96	-6.54%	 <b>XPO</b>	Xpo Logistics	36.11	-2.06%
 <b>ISRG</b>	Intuitive Surg	685.29	-0.35%	 <b>YHOO</b>	Yahoo! Inc	42.27	-1.74%
 <b>JACK</b>	Jack In The Box	98.06	-0.26%	 <b>YUM</b>	Yum! Brands Inc	89.53	+0.25%
 <b>JCP</b>	Penney (Jc) Inc	9.89	-3.51%	 <b>ZG</b>	Zillow Group	34.13	-1.53%

## BEARISH

1 Week % Price Change.

 <b>AMCX</b>	Amc Networks- A	54.25	-3.04%	 <b>SBUX</b>	Starbucks Corp	57.29	+4.28%
 <b>ATHN</b>	Athenahealth In	122.09	-0.01%	 <b>SCTY</b>	Solarcity Corp	22.05	-6.17%
 <b>CMG</b>	Chipotle Mexicn	418.75	+7.79%	 <b>SFM</b>	Sprouts Fmr Mkt	23.00	+2.31%
 <b>COH</b>	Coach Inc	38.91	-3.47%	 <b>TGT</b>	Target Corp	70.35	+0.33%
 <b>FAST</b>	Fastenal	43.75	-0.57%	 <b>TRIP</b>	Tripadvisor Inc	62.37	+0.60%
 <b>FOXA</b>	Twenty-Fst Cf-A	24.54	-2.43%	 <b>TSLA</b>	Tesla Motors	219.99	-2.23%
 <b>KO</b>	Coca Cola Co	43.32	-1.37%	 <b>VZ</b>	Verizon Comm	52.07	-0.72%
 <b>MCD</b>	Mcdonalds Corp	114.44	-0.50%	 <b>WDC</b>	Western Digital	46.93	+0.71%
 <b>POT</b>	Potash Sask	16.04	-0.87%	 <b>WFM</b>	Whole Foods Mkt	30.73	+1.49%
 <b>RAD</b>	Rite Aid Corp	7.43	-4.13%	 <b>WYNN</b>	Wynn Resrts Ltd	89.85	-7.73%
 <b>REGN</b>	Regeneron Pharm	402.97	-0.33%				

[Your Guide to Portfolio Health Check.](#)

Disclaimer: Chaikin Analytics(CA) is not registered as a securities broker dealer or investment advisor with either the U.S. Securities and Exchange Commission or with any state securities regulatory authority. The information presented in our reports does not represent a recommendation to buy or sell stocks or any financial instrument nor is it intended as an endorsement of any security or investment. The information in this report does not take into account an individual's specific financial situation. The user bears complete responsibility for their own investment research and should consult with their financial advisor before making buy/sell decisions. For more information, see [disclaimer](#).

Data Provided by ZACKS Investment Research, Inc., [www.zacks.com](http://www.zacks.com)